

PRECIRIX


precision radiopharmaceuticals

Targeted therapies have revolutionized oncology

Then




Now



150+

approvals in
28 types of cancer
since 1997

Evolution of targeted therapies for cancer



Not there yet

Current limitations
of targeted cancer
therapies

resistance

side
effects


subset
populations

Welcome to

**Precision
Radiopharmaceuticals**



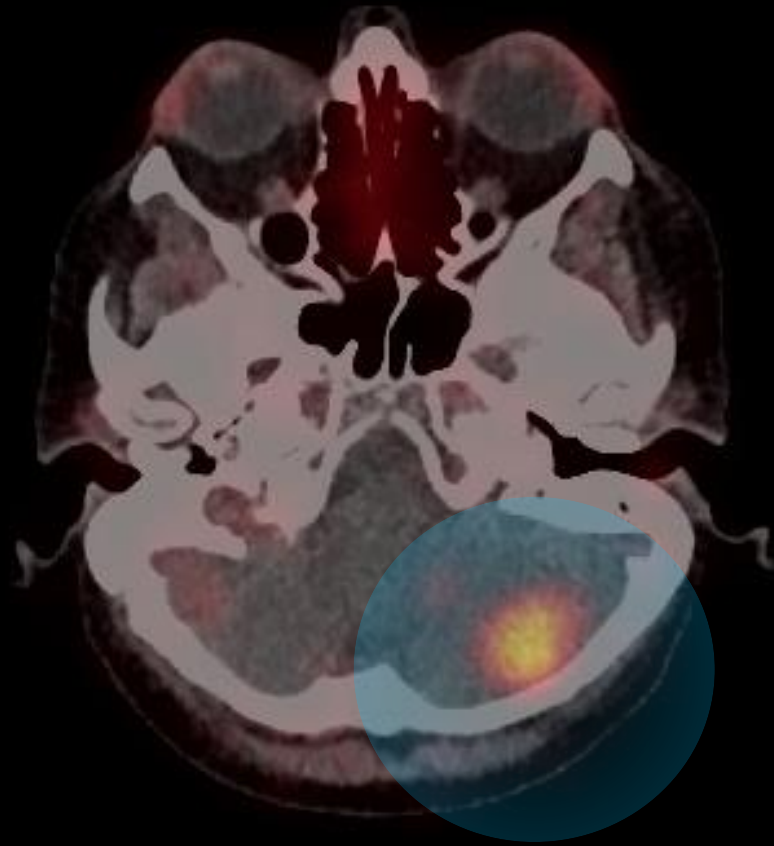
Precirix precision radiopharmaceuticals





**We know
it works**



Radioactive iodine treatment for thyroid cancer was **the first targeted therapy** ever to be developed for any cancer



It's a
platform



Unique



Radioisotope kills through DNA breaks

Direct cell killing and bystander effects


Single domain antibody targets the cancer

On target in minutes after IV infusion anywhere in the body

Deep tumor penetration and prolonged tumor retention


Rapid renal clearance of unbound product

Flexible



Multiple targets

cancer cells
specific epitopes
tumor microenvironment



Different isotopes

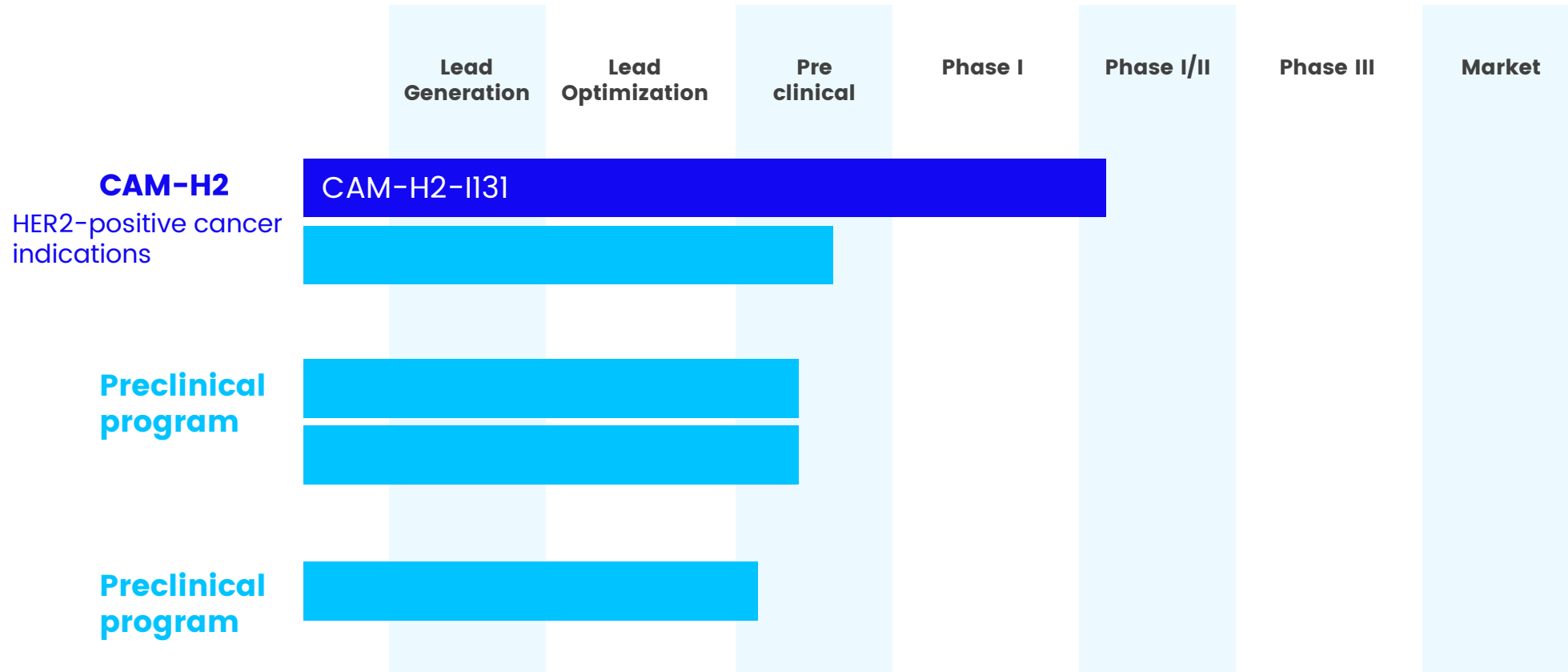
alpha emitters
beta emitters



Various applications

therapeutic
patient selection
combination therapy

Broad

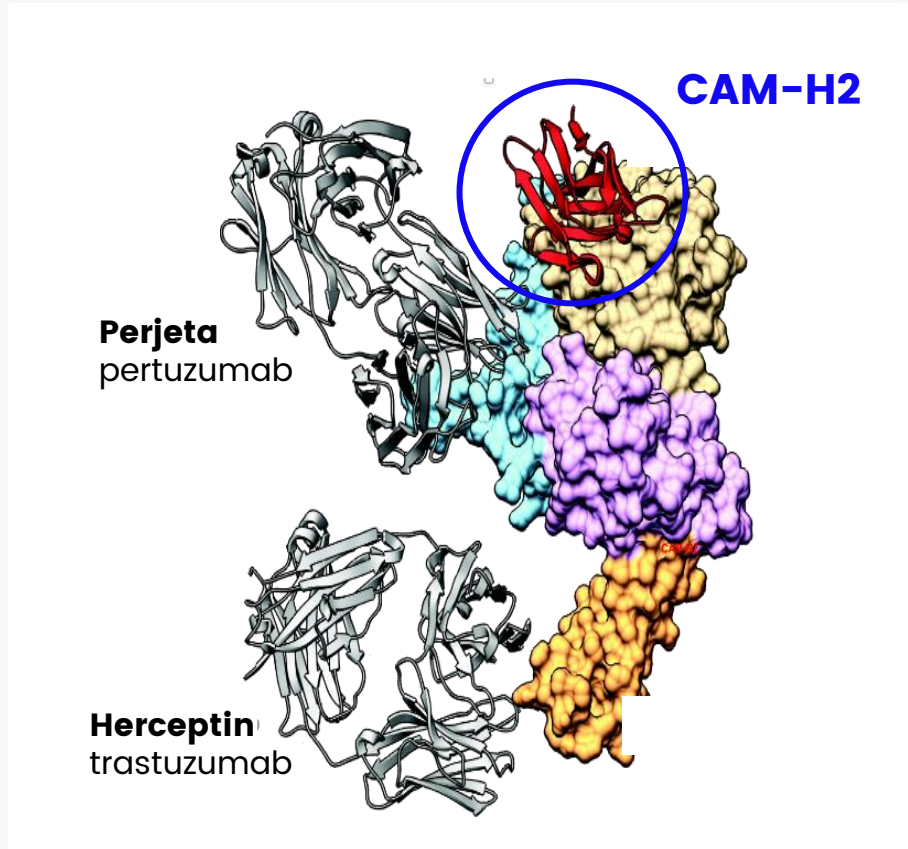


It's
real



HER2

CAM-H2 clinical candidate



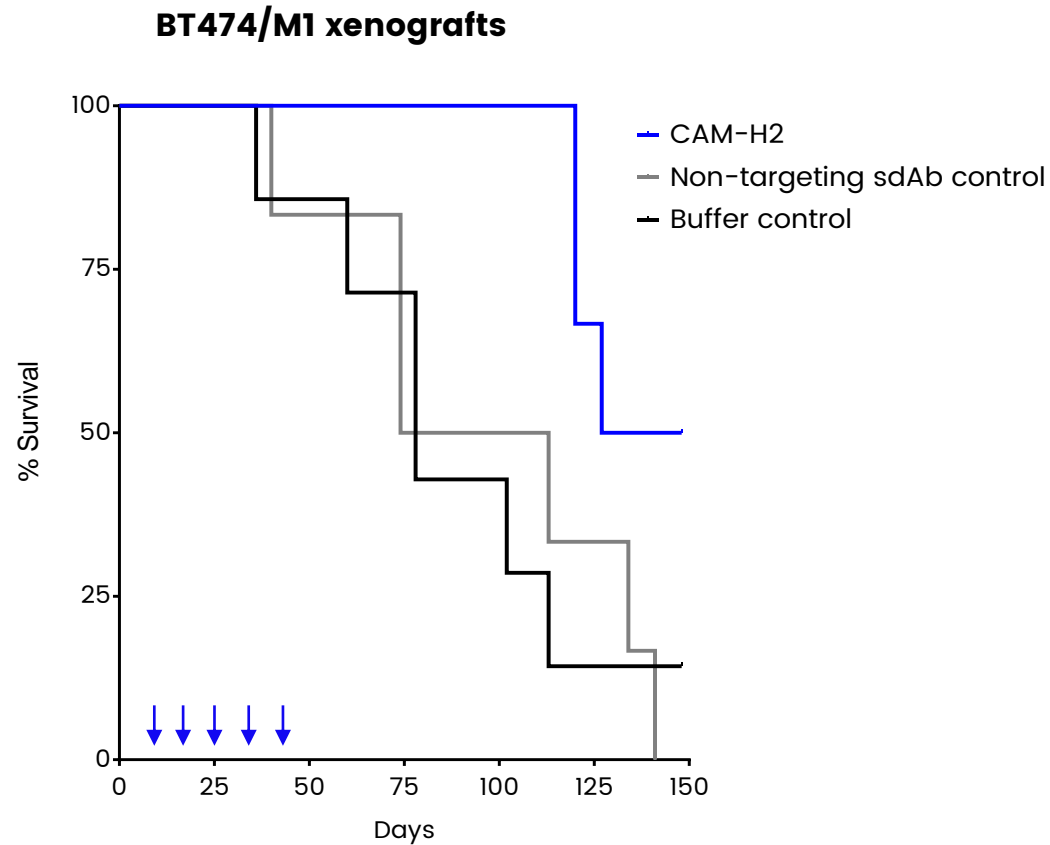
Resistance to HER2 therapy is an issue for approved drugs, CAM-H2 targets a different epitope and brings a new mechanism of action

Intra-tumoral HER2 heterogeneity is associated with poor survival, CAM-H2 has crossfire effect that can target heterogeneous HER2-positive tumors

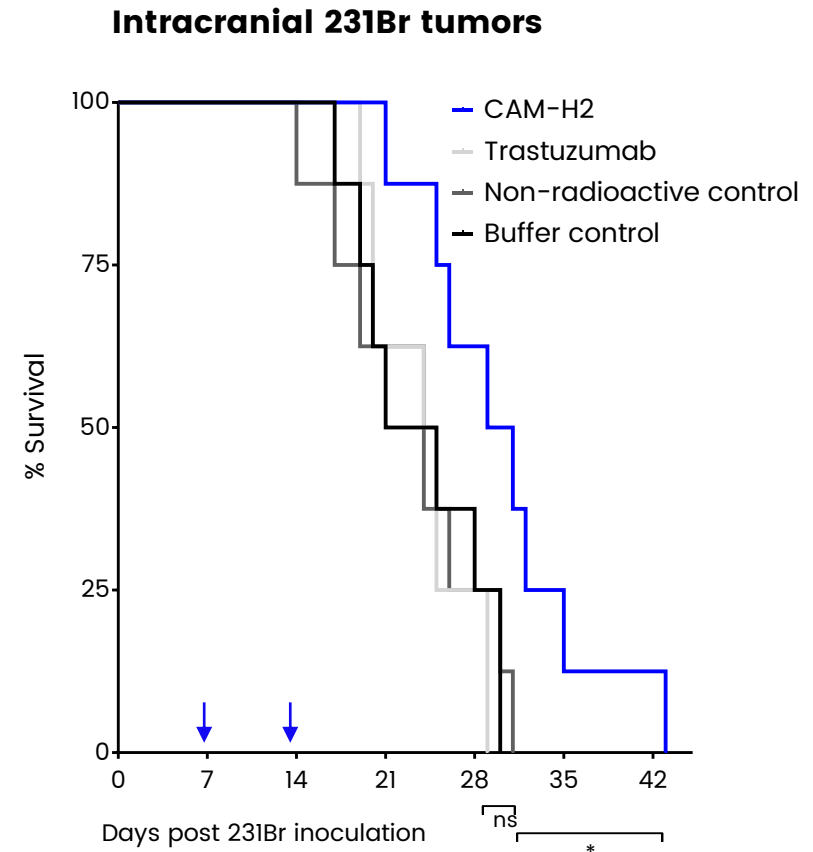
Tissue penetration is an issue for approved mAbs, CAM-H2 penetrates cancer tissues within minutes, including brain lesions

Strong preclinical data

CAM-H2-I131 improves survival in breast cancer and brain metastasis models



D'Huyvetter M et al., 2017, *Clin Cancer Res*



Puttemans et al., 2020, *Cancers*

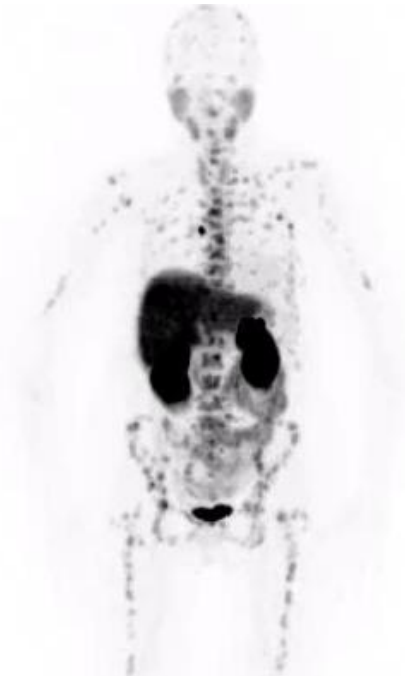
PET imaging analogue supports development

Gallium-68 labeled CAM-H2 in HER2-positive breast cancer

Primary



Metastatic



Brain



Keyaerts et al. (VUB Brussels)

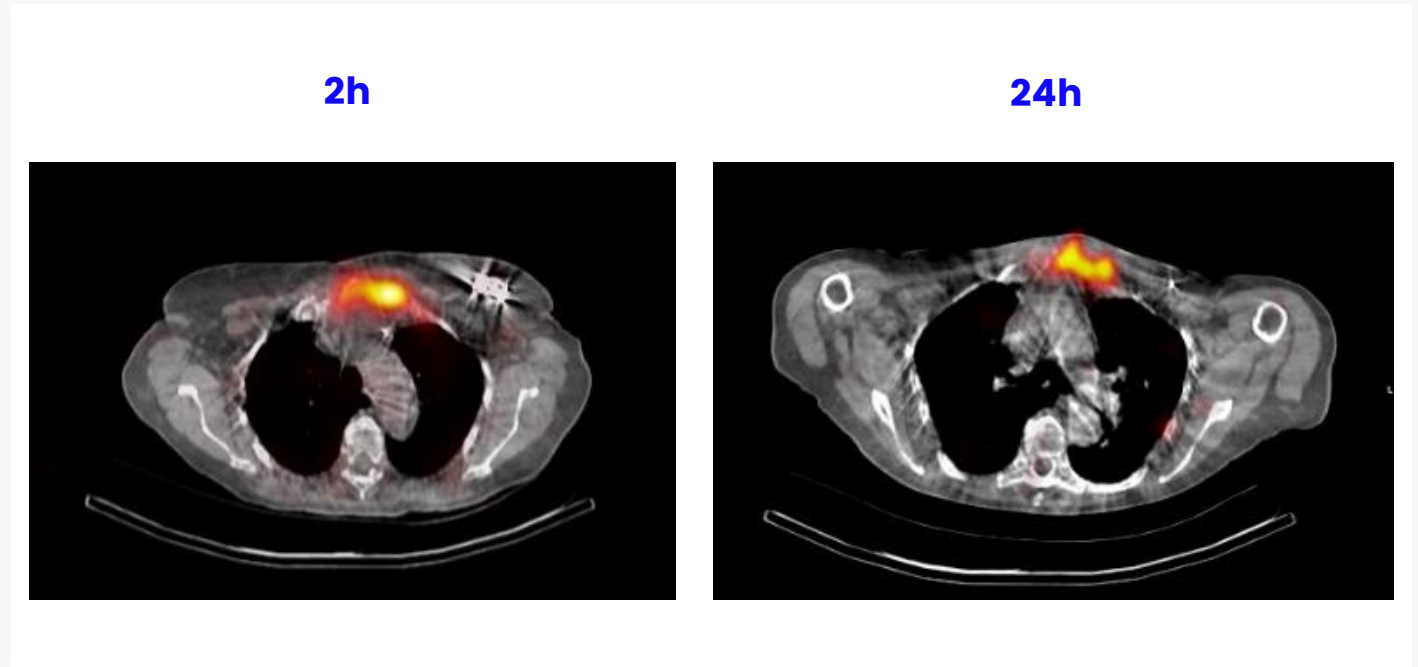
Successful Phase I study

CAM-H2-I131

6 healthy subjects, 3 patients
biomarker dose

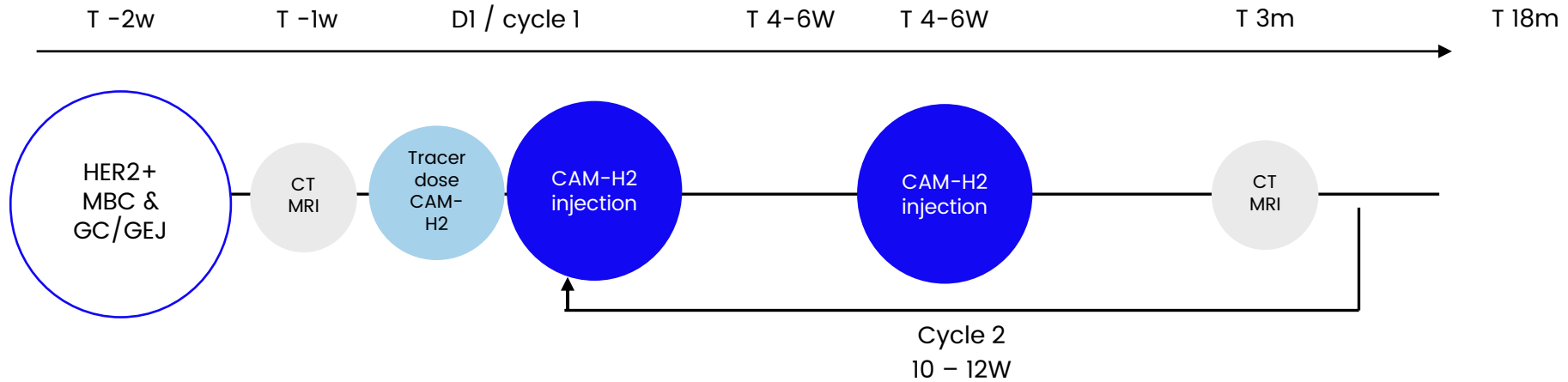
No drug-related adverse events
Short biological half-life (7.7 hours)
Kidney is the dose-limiting organ
No accumulation in other organs

Confirmed cancer targeting



NCT02683083

Phase I/II study ongoing



Multi-center, international trial (North America + Europe)

Dose Escalation Phase – Open label 3+3 design

3 cohorts = 1st cycle: 2 IV injections of 50/100/150 mCi each, 4-6 wks apart

2nd cycle: 10-12 wks apart

Dose Expansion Phase

Patient inclusion depending on positive CAM-H2 scan at tracer dose
Expansion cohort at optimal dose over 50 patients

Brain mets patients eligible throughout the study, enriched in Dose Expansion

Primary endpoints

Safety, tolerability and dosimetry
Objective response rate
Clinical benefit rate

Key secondary endpoints

Progression-free survival
Duration of response

It's Precirix



Management team



Ruth Devenyns
CEO

25+ yrs healthcare investment banking and VC

Prio Ogeda CFO until acquisition by Astellas

Master in Applied Economics



Tony Lahoutte
CSO

15+ yrs in Nuclear Med Research

Scientific Founder Precirix

MD, PhD in Nuclear Medicine



Ruggero Della Bitta
CMO

25+ yrs oncology drug development

Prior VP Product Development Oncology, Roche/Genentech

MD, Internal Med & Hematology



Matthias Friebe
CTO

20+ yrs radiotherapy, SPECT- and PET-probe development

Prior VP Drug Discovery Radiochemistry Bayer

Co-founder Piramal Imaging

PhD in Chemistry



Niva Almaula
CBO

20+ yrs business development

Prior Head Business Development AAA

PhD Biochemistry and Molecular Biology



Strong in-house skills



sdAb discovery



Radiochemistry



Preclinical testing



CMC



Clinical
development



Corporate



IP Portfolio

HER2 - Therapy

WO 2016/016021

Protection of a sdAb targeting HER2 linked to radionuclide, and its use for treatment of cancer expressing HER2

Patent granted in US (US 9,855,348), Japan, S. Korea, Canada, Australia, Mexico, China

Patent pending in Europe, Hong Kong, Brazil.



HER2 - Theranostic

WO 2017/013026

Protection of a method wherein a sdAb targeting HER2 linked to a radionuclide is used as a theranostic (diagnostic, then therapy), for the treatment of cancer expressing HER2

Patent pending in US, Europe, China, Brazil, Mexico, S. Korea, Japan, Canada, Australia, Hong Kong.



Pre-clinical targets

CMC

First filings in 2020

Work in progress



PRECIRIX

precision radiopharmaceuticals

Clinical-stage oncology
company developing precision
radiopharmaceuticals

Rich preclinical pipeline and
discovery platform

IND approved to start Phase I/II
with lead compound



Gimv

HealthCap

PONTIFAX

NOVO
holdings
Investors in life science

BioMedPartners



VUB
VRIJE
UNIVERSITEIT
BRUSSEL

innoviris
.brussels
empowering research